

The DEQ Too™ Vehicle Emissions Test Method



Please be aware of the following items *before* choosing this method:

DEQ Too is an Online Approach

Instead of choosing to visit a DEQ Clean Air Station to receive your Oregon clean air certificate and registration renewal stickers, this approach issues certificates and stickers using the internet.

Our Company's Role in DEQ Too

In addition to our other primary goods and services, we can now take care of your **DEQ, too!** We have an approved device that transmits your emissions data to DEQ. We'll help ensure the data immediately makes it to the website where DEQ displays your test results. We have no ability to pass or fail your vehicle; that is entirely done by DEQ staff and systems.

Requirements and Eligibility; *All criteria must be met for DEQ Too testing:*






- Vehicle is registered within the DEQ testing boundary. DMV renewal will indicate “Yes” in DEQ registration box. Not sure, scan the QR code here.
- Have registration that expires in the next 60 days or has been expired less than 365 days.
- Able to complete DEQ certification and DMV renewal online.
- Vehicle model year is 4 years old or older. Not sure, scan the QR code here.
- Vehicle must have an electronic VIN; typically, model years 2005 and newer under 8,500 pounds Gross Vehicle Weight. (Gasoline/flex fueled vehicles larger than 8,500 pounds GVW must be model years 2014 and newer. GVW label can normally be found on the driver's side door-jam labels.)
- Passenger-plated vehicles only (No: T-plate, B-Plate, Permanent Fleet, Tow/recovery).

\$ Fees

- Our Device-Usage fee is \$ 0 . We lease/purchase the device from a private provider, pay for device maintenance and associated wireless/cellular service. DEQ does not require this fee, does not set the amount, and none of it goes to DEQ.
- The price of Oregon's Clean Air Certificate of Compliance is \$25 regardless of test method and can only be issued after your vehicle passes the test.
- The price to renew your registration is the **\$ Fee amount** shown on the Registration Renewal Notice from DMV.

Please take care of the following items ***after*** leaving our business:
(We'll let you know if we can process any of this on your behalf)

<p>Step 1: Check your results.</p> 	<ul style="list-style-type: none">● Go to DEQToo.org (or scan the QR code at the top of the first page) and click on “Check Results”.● Read/agree to the Terms & Conditions, and then enter your License Plate or VIN.● Enter vehicle mileage and confirm.● If your vehicle passes the test, you'll be given the option to pay for an electronic Oregon Clean Air Certificate in Step 2.● If your vehicle didn't pass, you'll be given further instructions.
<p>Step 2: Pay for your Clean Air Certificate.</p> 	<ul style="list-style-type: none">● Important: Only pay for the certificate online if you can renew online! You must renew online with DMV and do so before your registration has been expired for over 365 days.● Click on “Pay Now”.● Once DEQ payment is made, DMV's computer system will immediately receive electronic proof that your vehicle passed DEQ which allows you to move on to Step 3.
<p>Step 3. Renew your registration online.</p> 	<ul style="list-style-type: none">● Click on “Proceed to DMV” to renew with DMV, (OregonDMV.com/renew)● Use your ID or license information to log in or choose “Skip Verification” to renew using the vehicle information.● After renewing, you will get your stickers by mail in 3-30 days. Your email from DMV has your receipt and is proof of registration for up to 30 days.

Please scan the QR code for a short survey about your experience using DEQ Too.



(Or, go to <https://www.research.net/r/KTX5SX2>)